

EPILOG LASER CLASS

ZING


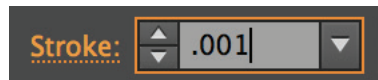
ON THE ZING LASER MACHINE YOU CAN **CUT** AND **ENGRAVE**

ZING LASER ILLUSTRATOR SETTINGS FOR **CUT LINES**

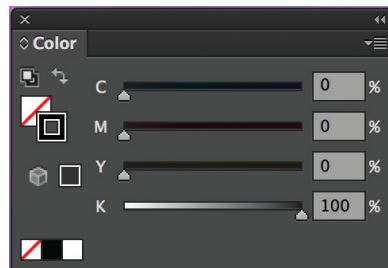
YOUR LINES MUST BE

**.001 STROKE
VECTOR
BLACK**

STROKE:



BLACK:



ZING LASER ILLUSTRATOR SETTINGS FOR **ENGRAVING**

YOUR SHAPES CAN BE

**VECTOR
OR
BITMAP/RASTER**

VECTOR:



VECTORS
HAVE
SMOOTH
LINES
AND
ADJUSTABLE
POINTS



BITMAP:



BITMAP
HAS PIXELS
AND SMALL
DOTS THAT
LOOK LIKE
A STAIRCASE